

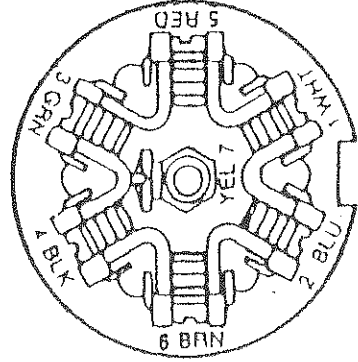
# Hudson Bros. Trailer Mfg., Inc.

1508 HIGHWAY 218 W. • INDIAN

PHONE 704-753-4723 • F.

FOLLOWING IS THE HUDSON BROS. TRAILER MFG., INC. TRAILER WIRING SCHEMATIC FOR EA 4-WAY, 6-WAY, AND 7-WAY PLUGS.

## Typical Wiring Diagram for 7-Pole RV Connectors

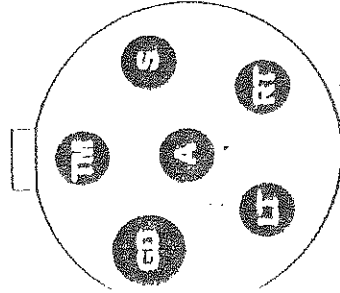


Trailer end

14 gauge

- |   |                     |        |
|---|---------------------|--------|
| 1 | Ground              | GREEN  |
| 2 | Electric Brakes     | Blue   |
| 3 | Tail Running Lights | BLACK  |
| 4 | Battery             | BROWN  |
| 5 | LH Stop & Turn      | YELLOW |
| 6 | RH Stop & Turn      | RED    |
| 7 | Auxiliary           | WHITE  |

## Typical Wiring Diagram for 6-way Round Connectors



Trailer end

- |    |            |       |    |            |        |
|----|------------|-------|----|------------|--------|
| S* | Brakes     | BLUE  | RT | Right Turn | RED    |
| GD | Ground     | GREEN | A* | Accessory  | BROWN  |
| TM | Taillights | BLACK | LT | Left Turn  | YELLOW |

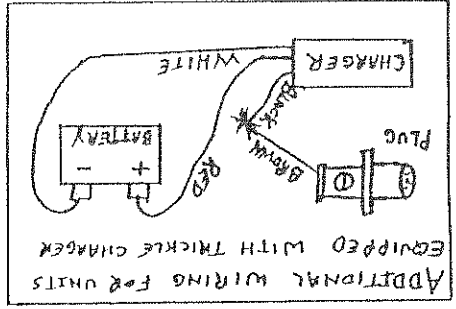
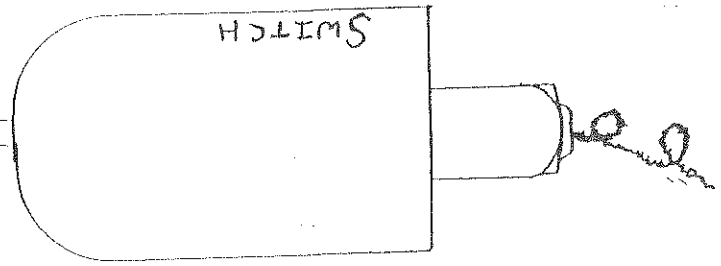
14 gauge

# JUNCTION BOX DIAGRAM

FOR PLUG WIRING CODES  
REFER TO PLUG SCHEMATICS

- TRAILER WIRING CODES
- YELLOW — LEFT TURN
  - BLACK — CLEARANCE
  - RED #1 — RIGHT TURN
  - RED #2 — ELEC BRAKES
  - BROWN w/ — GROUND
  - RED STRIPE

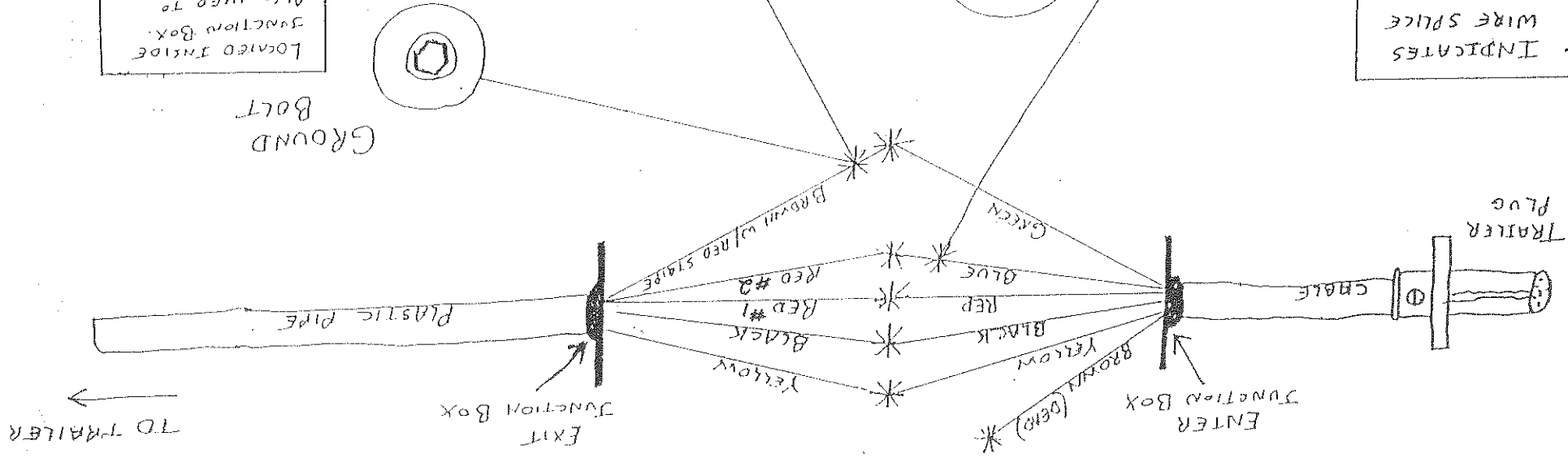
BLUE SWITCH  
WIRES CAN BE  
USED EITHER  
WAY —



\* INDICATES  
WIRE SPLICE  
CONNECTION

FOR UNITS EQUIPPED WITH  
SEALED BEAM LIGHTS, A WHITE  
WIRE WILL BE RUN FROM  
THE GROUND BOLT AND ON  
TO EACH SEALED LIGHT.

LOCATED INSIDE  
JUNCTION BOX.  
ALSO USED TO  
FASTEN THE SWITCH  
ON OPPOSITE SIDE



GROUND  
BOLT

TO TRAILER

